

# FIERA SFI - CANADIAN UNIVERSE BOND FUND

## CLASS B, SERIES 1

Before you invest in any fund, consider how the fund would work with your other investments and your tolerance for risk.

### QUICK FACTS

Type of fund:	Canadian Fixed Income
Date series started:	November 21, 2022
Total value of the Fund on October 31, 2022:	\$81,488,119
Management expense ratio (MER):	1.30%

Fund manager:	Fiera Capital Corporation
Portfolio manager:	Fiera Capital Corporation
Distributions:	Monthly

### WHAT DOES THE FUND INVEST IN?

The fund invests mainly in investment grade Canadian bonds of varying maturities to seek to achieve its investment objective which is to provide long-term stable growth through interest income and capital.

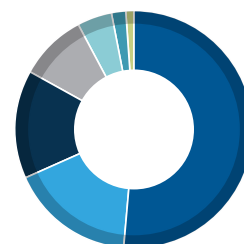
The charts below give you a snapshot of the fund's investments on October 31, 2022. The fund's investments will change.

#### Top 10 Investments (as at October 31, 2022)

1	Canadian Government Bond 1.750% Dec. 1, 2053	4.53%
2	Province of Quebec 3.500% Dec. 1, 2048	4.52%
3	Institutional Mortgage Securities Canada Inc. 4.416% Nov. 12, 2023	3.86%
4	Institutional Mortgage Securities Canada Inc. 3.100% Mar. 12, 2025	3.80%
5	WTH Car Rental ULC 2.781% Jul. 20, 2024	3.22%
6	Fortified Trust 2.464% Oct. 23, 2026	3.07%
7	Loblaw Companies Limited 5.008% Sep. 13, 2032	3.04%
8	CU Inc. 4.773% Sep. 14, 2052	3.02%
9	Independent Order Of Foresters 2.885% Oct. 15, 2035	2.98%
10	Co-operators Financial Services Ltd. 3.327% May 13, 2030	2.74%
Total percentage of top 10 investments:		34.76%
Total number of investments:		53

#### Investment Mix (as at October 31, 2022)

Canadian Corporate Bonds	51.62%
Canadian Mortgage-Backed Securities	16.77%
Canadian Asset-Backed Securities	14.73%
Canadian Provincial Bonds	9.18%
Canadian Federal Bonds	4.79%
U.S. Corporate Bonds	1.84%
Cash and Cash Equivalents	1.08%



### HOW RISKY IS IT?

The value of the fund can go down as well as up. You could lose money.

One way to gauge risk is to look at how much a fund's returns change over time. This is called "volatility".

In general, funds with higher volatility will have returns that change more over time. They typically have a greater chance of losing money and may have a greater chance of higher returns. Funds with lower volatility tend to have returns that change less over time. They typically have lower returns and may have a lower chance of losing money.

#### Risk Rating

Fiera Capital Corporation has rated the volatility of this fund as **low**.

This rating is based on how much the fund's returns have changed from year to year. It doesn't tell you how volatile the fund will be in the future. The rating can change over time. A fund with a low risk rating can still lose money.



#### No Guarantees

Like most pooled funds, this fund doesn't have any guarantees. You may not get back the amount of money you invest.

# FIERA SFI - CANADIAN UNIVERSE BOND FUND

## CLASS B, SERIES 1

### HOW HAS THE FUND PERFORMED?

This section tells you how the Class B, Series 1 units of the fund have performed since inception. Returns are after expenses have been deducted. These expenses reduce the fund's returns.

#### Year-by-year returns:

The information is not yet available since this series of the fund has not completed a full calendar year.

#### Best and worst 3-month returns

The information is not yet available since this series of the fund has not completed a full calendar year.

#### Average return

The information is not yet available since this series of the fund has not completed 12 consecutive months.

### WHO IS THIS FUND FOR?

Investors who:

- are seeking the income and capital gains potential of Canadian fixed income securities
- are looking for a medium-term investment
- can accept a low level of investment risk

### FUND EXPENSES

You don't pay these expenses directly. They affect you because they reduce the fund's returns.

As of November 21, 2022, the fund's expenses were 1.30% of its value. This equals \$13.00 for every \$1,000 invested.

	Annual rate (as a % of the fund's value)
<b>Management expense ratio (MER)</b> This is the total of the fund's management fee (which includes the trailing commission) and operating expenses.	1.30%
<b>Trading expense ratio (TER)</b> These are the fund's trading costs.	N/A
<b>Fund expenses</b>	1.30%

### FOR MORE INFORMATION

#### Fiera Capital Corporation

1981 McGill College Avenue, Suite 1500  
 Montreal, Quebec H3A 0H5

info@fieracapital.com

[fiera.com](http://fiera.com)

The information provided herein does not constitute investment advice and it should not be relied on as such. It should not be considered a solicitation to buy or an offer to sell a security. It does not take into account any investor's particular investment objectives, strategies, tax status or investment horizon. There is no representation or warranty as to the current accuracy of, nor liability for, decisions based on such information. Past performance is no guarantee of future results. Information pertaining to Fiera pooled funds is not to be construed as a public offering of securities in any jurisdictions of Canada. The offering of units of Fiera pooled fund is made pursuant to the fund's Trust Agreement and only to those investors in jurisdictions of Canada who meet certain eligibility or minimum purchase requirements. Important information about Fiera pooled funds, including a statement of the fund's investment objective, is contained in its Trust Agreement, a copy of which may be obtained from Fiera Capital Corporation. Unit values and investment returns will fluctuate. Please read the Trust Agreement of the pooled funds before investing. All performance data assume reinvestment of all distributions or dividends and do not take into account other charges or income taxes payable by any unitholder that would have reduced returns. Pooled funds are not guaranteed, their values change frequently and past performance may not be repeated.

# FIERA CANADIAN EQUITY FUND

## SERIES B

Before you invest in any fund, consider how the fund would work with your other investments and your tolerance for risk.

### QUICK FACTS

<b>Type of fund:</b>	Canadian Equity
<b>Date series started:</b>	November 14, 2022
<b>Total value of the Fund on October 31, 2022:</b>	\$2,643,491,382
<b>Management expense ratio (MER):</b>	2.15%

<b>Fund manager:</b>	Fiera Capital Corporation
<b>Portfolio manager:</b>	Fiera Capital Corporation
<b>Distributions:</b>	Quarterly

### WHAT DOES THE FUND INVEST IN?

The fund invests mainly in Canadian common stocks and other Canadian equity securities to seek to achieve its investment objective which is to provide total long term returns through both capital appreciation and distribution of income.

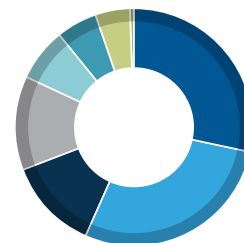
The charts below give you a snapshot of the fund's investments on October 31, 2022. The fund's investments will change.

#### Top 10 Investments (as at October 31, 2022)

1	Canadian Pacific Railway Ltd.	5.45%
2	Intact Financial Corp.	5.33%
3	Constellation Software, Inc.	4.96%
4	Canadian National Railway Co.	4.95%
5	Dollarama, Inc.	4.82%
6	Royal Bank of Canada	4.78%
7	CGI, Inc.	4.71%
8	Thomson Reuters Corp.	4.68%
9	Metro, Inc.	4.56%
10	Toromont Industries Ltd.	4.37%
<b>Total percentage of top 10 investments:</b>		48.63%
<b>Total number of equity investments:</b>		29

#### Investment Mix (as at October 31, 2022)

■ Industrials	28.59%
■ Financials	28.10%
■ Information Technology	12.75%
■ Consumer Staples	12.71%
■ Consumer Discretionary	7.06%
■ Communication Services	5.56%
■ Materials	4.69%
■ Cash and Cash Equivalents	0.54%



### HOW RISKY IS IT?

The value of the fund can go down as well as up. You could lose money.

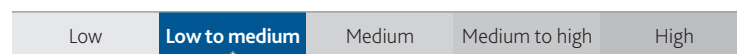
One way to gauge risk is to look at how much a fund's returns change over time. This is called "volatility".

In general, funds with higher volatility will have returns that change more over time. They typically have a greater chance of losing money and may have a greater chance of higher returns. Funds with lower volatility tend to have returns that change less over time. They typically have lower returns and may have a lower chance of losing money.

#### Risk Rating

Fiera Capital Corporation has rated the volatility of this fund as **low to medium**.

This rating is based on how much the fund's returns have changed from year to year. It doesn't tell you how volatile the fund will be in the future. The rating can change over time. A fund with a low risk rating can still lose money.



#### No Guarantees

Like most pooled funds, this fund doesn't have any guarantees. You may not get back the amount of money you invest.

# FIERA CANADIAN EQUITY FUND

## SERIES B

### HOW HAS THE FUND PERFORMED?

This section tells you how the Series B units of the fund have performed since inception. Returns are after expenses have been deducted. These expenses reduce the fund's returns.

#### Year-by-year returns:

The information is not yet available since this series of the fund has not completed a full calendar year.

#### Best and worst 3-month returns

The information is not yet available since this series of the fund has not completed a full calendar year.

#### Average return

The information is not yet available since this series of the fund has not completed 12 consecutive months.

### WHO IS THIS FUND FOR?

Investors who:

- are seeking long-term growth potential
  - want a Canadian equity fund that focuses on investing in high quality businesses
  - are planning to hold the investment over the medium to long-term
  - are comfortable with moderate changes in value
- ⚠ Don't buy this fund if you have a low tolerance for risk and are seeking to preserve capital.

### FUND EXPENSES

You don't pay these expenses directly. They affect you because they reduce the fund's returns.

As of November 14, 2022, the fund's expenses were 2.15% of its value. This equals \$21.50 for every \$1,000 invested.

	Annual rate (as a % of the fund's value)
<b>Management expense ratio (MER)</b> This is the total of the fund's management fee (which includes the trailing commission) and operating expenses.	2.15%
<b>Trading expense ratio (TER)</b> These are the fund's trading costs.	N/A
<b>Fund expenses</b>	2.15%

### FOR MORE INFORMATION

#### Fiera Capital Corporation

1981 McGill College Avenue, Suite 1500  
Montreal, Quebec H3A 0H5

info@fieracapital.com

fiera.com

The information provided herein does not constitute investment advice and it should not be relied on as such. It should not be considered a solicitation to buy or an offer to sell a security. It does not take into account any investor's particular investment objectives, strategies, tax status or investment horizon. There is no representation or warranty as to the current accuracy of, nor liability for, decisions based on such information. Past performance is no guarantee of future results. Information pertaining to Fiera pooled funds is not to be construed as a public offering of securities in any jurisdictions of Canada. The offering of units of Fiera pooled fund is made pursuant to the fund's Trust Agreement and only to those investors in jurisdictions of Canada who meet certain eligibility or minimum purchase requirements. Important information about Fiera pooled funds, including a statement of the fund's investment objective, is contained in its Trust Agreement, a copy of which may be obtained from Fiera Capital Corporation. Unit values and investment returns will fluctuate. Please read the Trust Agreement of the pooled funds before investing. All performance data assume reinvestment of all distributions or dividends and do not take into account other charges or income taxes payable by any unitholder that would have reduced returns. Pooled funds are not guaranteed, their values change frequently and past performance may not be repeated.