

Family Coverage Sharing

Care for your loved ones, too

Adults 18+ in your household have their own Maple account: same coverage, their own login, their own health records.

Each adult signs in with their own secure credentials, requests care directly (no shared passwords, no going through the account holder), and keeps their health history completely private.




How it works

Two ways to extend coverage to your family

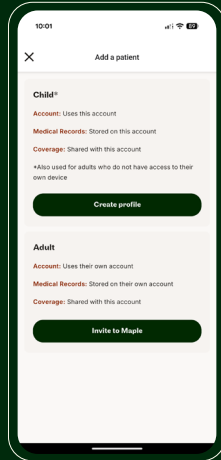
Share coverage with an adult dependent (18+)

For family members who don't yet have a Maple account

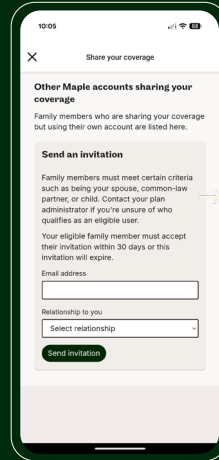
Click "Patient profiles" and select "Add patient"



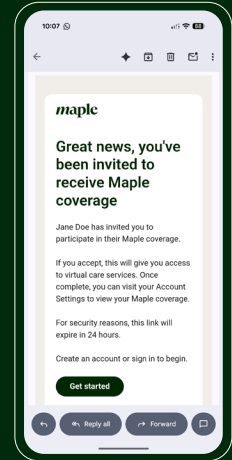
Select "Adult" as the patient type



Enter their email address and relationship to you



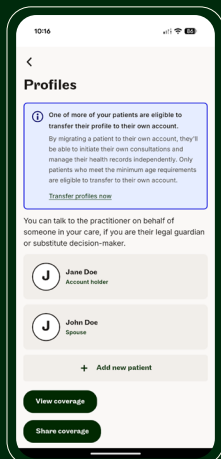
Your family member will follow instructions to set up their new account



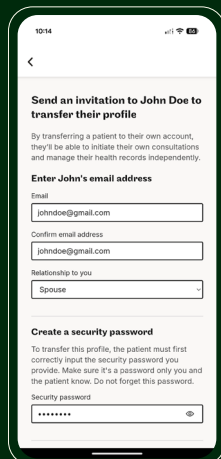
Transfer an existing patient (18+) to their own account

For family members already on your Maple account who can now manage their own care

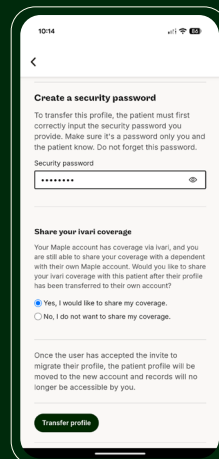
Enter their email and select "Transfer profiles"



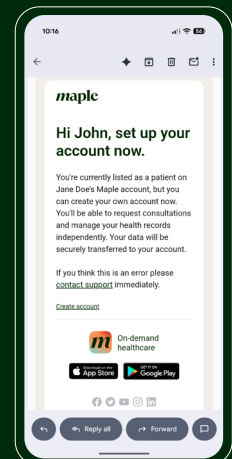
Enter their email address and relationship to you



Enter a security password and share it with your dependent



Your family member will follow instructions to set up their new account, transferring their medical history



Your coverage goes further when everyone's in control.

With Maple's family sharing, care is more accessible, more personal, and built around how your family actually lives. That's the Maple difference.